



OUTDOOR CATALOGUE #4

USING THE SAME TILE INSIDE YOUR HOME AND EXTENDING OUT INTO YOUR GARDEN CREATES A MODERN SEAMLESS FINISH. OUTDOOR TILES ARE RESISTANT TO ABSORBING WATER, SO THEY WON'T BE DAMAGED IF THE TEMPERATURE DROPS BELOW FREEZING. TESTED EXTENSIVELY FOR DURABILITY, ALL OUR TILES ARE HANDMADE IN THE UK OR SOURCED FROM ARTISAN SUPPLIERS INTERNATIONALLY.

04b.

Lo spazio di lavoro si apre a connotare il contesto. Uno studio dalla personalità spiccata, basato sulla continuità estetica tra superficie interna ed esterna e sull'armonico accostamento di tonalità di grigio, colore cardine dell'estetica del cemento.

The workspace opens up to characterization. A study with a strong personality, based on aesthetic continuity between the internal and external surface and on a harmonious combination of shades of grey, the key colour of concrete aesthetics.

WALL
Tide Medium 120x260

FLOOR
Concrete Medium 60x60 grip

Medium, Dark and Zoom.






WALL
Tide Medium 120x260

FLOOR
Concreto Medium 60x60 grip

04f.

Outdoor.

Concreto Medium 90x90 - L2 20mm



Concreto and Zoom



Concreto Light 90x90 - L2 20mm

Concreto and Zoom



Il giardino, il terrazzo, il soggiorno all'aria aperta: prosegue il discorso estetico avviato all'interno. Ceramica spessorata L2 progettata per resistere al tempo, ai carichi e alle sollecitazioni atmosferiche. Senza derogare a stile e voglia di unicità.

The garden, the terrace and open-air living room: the aesthetic discourse started inside continues. Thick L2 ceramic designed to be durable and to withstand loads and atmospheric stresses. Without neglecting style and a desire for uniqueness.

FLOOR
Master Coal Grip, L2 60x120

WALL
Pisces Moka 60x120



FACADE
Pumice - Pelt

Pigmenti porta la libertà compositiva che offre all'interior design anche all'esterno degli edifici, dove permette di affrontare temi fondamentali per l'involucro architettonico contemporaneo: il colore, il formato 100x300 e la possibilità di ricavare qualsiasi formato minore, la leggerezza, la planarità, la versatilità e la flessibilità di Slimtech 3plus.

Pigmenti brings the compositional freedom that it offers to interior design even outside buildings, where it allows one to address fundamental themes for the contemporary architectural envelope: colour, the 100x300 format and the possibility of obtaining any smaller format, the lightness, flatness, versatility and flexibility of Slimtech 3plus.

Pumice - Canyon - Sunset

Pigmenti




Soprattutto nel formato massimo, Slimtech 3plus fornisce ad architetti e progettisti una superficie da rivestimento universale. Lo spessore ridotto permette di ricavare facilmente formati non standard e di applicare questa seconda pelle ceramica al corpo architettonico in modo quasi sartoriale.

Especially in the maximum format, Slimtech 3plus provides architects and designers with a universal cladding surface. The reduced thickness allows to easily obtain non-standard formats and to apply this second ceramic skin to the architectural body in an almost sartorial way.

Pelt


Pigmenti



Lichen - Ocean



Moss - Canyon



Lichen

Pigmenti



Sunset



WALL
04 Gray 60x120 Rough
04 Gray 30x60 Rough
Muretto 04 Gray Natural

FLOOR
04 Gray 60x60 Rough



WALL
04 Gray 30x60 Rough

FLOOR
04 Gray 60x120 Rough L2
Costa retta angolare Rough L2 04 Gray
Costa retta Rough L2 04 Gray

Dal living al terrazzo, dal rivestimento della doccia al bordo piscina col medesimo look pietra semplicemente adeguando spessore e finitura al contesto di utilizzo. Articolato in tre tecnologie ceramiche, Anthology è un corredo completo di soluzioni per l'interior e l'outdoor design in grado di massimizzare il potenziale estetico del progetto abitativo.

From the living room to the terrace, from the shower cladding to the pool edge, maintain the same stone look and simply adapt the thickness and finish to the context of use. Available in three ceramic solutions, Anthology offers a complete range of surfaces for both indoor and outdoor design, capable of unravelling the full aesthetic potential of any residential project.



WALL
04 Gray 12x278

FLOOR
04 Gray 60x120

FLOOR
04 Gray 60x120



WALL
05 Dark 60x120 Natural

FLOOR
05 Dark 60x120 Rough

Anthology.




05 Dark L2 60x120 Rough

01 White L2



02 Desert L2



03 Earth L2



04 Gray L2



05 Dark L2



Anthology.

Formati / Sizes

60x120

Finiture / Finishes

Rough



esterno
outdoor

Materiale/material:
Gres tutta massa UGL
Full-body porcelain
Spessore/thickness: 20 mm

Nextone.



Next Taupe L2 60x120 grip Next Dark L2 60x60 grip


Next White L2



Next Taupe L2



Next Gray L2

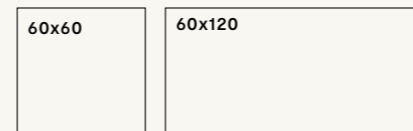


Next Dark L2



Nextone.

Formati / Sizes



Finiture / Finishes

Grip



esterno
outdoor

Materiale/material:
Gres tutta massa UGL
Full-body porcelain
Spessore/thickness: 20 mm

Waterfall.



Ivory Flow L2 45x90 grip


Ivory Flow L2



Silver Flow L2



Gray Flow L2

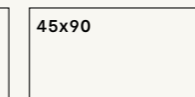
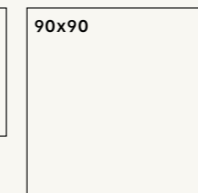
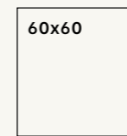


Dark Flow L2



Waterfall.

Formati / Sizes



Finiture / Finishes

Grip



esterno
outdoor

Materiale/material:
Gres tutta massa UGL
Full-body porcelain
Spessore/thickness: 20 mm

03e.

Nextone conquista le pavimentazioni degli spazi esterni grazie alle eccezionali performance della gamma L2 in 20 mm di spessore. Resistenza e durevolezza in un affascinante effetto pietra: un must in ogni contesto outdoor.

Disponibile in due formati Nextone L2 può essere posata a secco su erba, ghiaia e sistemi sopraelevati; oppure incollata su massetto nelle aree carrabili. Una soluzione completa per dare agli spazi esterni un originale effetto pietra: intensamente naturale, resistente, antiscivolo e inalterabile nel tempo.

Nextone conquers the flooring of outdoor spaces thanks to the 20mm thick L2 range which guarantees great technical characteristics. Resistance and durability with a fascinating stone effect, a must for outdoor settings.

Available in two formats, Nextone L2 can be laid dry on grass, gravel and raised systems; or glued on screed in driveway areas. A complete solution to give outdoor spaces an original stone effect: intensely natural, resistant, non-slip and durable.

Outdoor.



Next Gray L2 60x60 grip

Nextone



Next Grey L2 60x120 grip



Next Taupe L2 60x120 grip Next Dark L2 60x60 grip



Next Gray L2 60x120 grip



OUTDOOR WALL
Hidden Light 120x278

WALL
Pigmenti Ocean 100x300

WALL
Mosaico Micro

FLOOR
Indoor Cluster Light 120x120
Outdoor Cluster Light 60x120 Grip



FLOOR Cluster Light 60x120 Grip
WALL Cluster Dark 120x278
EXTERNAL FLOOR Cluster Light 60x120 Grip

Cluster Light



Side Stone

KITCHEN
Cluster Light 120x278

BACKSPLASH
Mosaico 36 Hidden Light

WALL
Indoor Hidden Dark 120x278
Outdoor Hidden Light 120x278

FLOOR
Indoor Cluster Dark 120x120
Outdoor Cluster Dark 60x120 grip L2

03e.

Prodotto anche in tecnologia L2, Waterfall prevede soluzioni in 2 cm di spessore progettate per il design degli spazi outdoor. L'apposita superficie antiscivolo dei tre formati disponibili (fino al 90x90 cm) esalta il carattere minerale della collezione, rinsaldando l'antico legame tra architettura e contesto naturale.

L2 resiste al gelo e agli sbalzi termici, preserva materia e colore inalterati nel tempo e consente una perfetta coerenza estetica tra ambienti interni e spazi esterni.

Also produced in L2 technology, Waterfall is available in 2 cm thick solutions, designed for outdoor areas. The special anti-slip surface of all three available formats (up to 90x90 cm) exalts the collection's mineral character, reinforcing the ancient bond between architecture and natural surroundings.

L2 is resistant against the cold and temperature changes; it preserves material and colour which remain unaltered over time, and enables perfect aesthetic coherence between interiors and outdoor spaces.

Outdoor.



Ivory Flow L2 45x90 grip - Silver Flow L2 special trims

Waterfall



Ivory Flow L2 45x90 grip - Silver Flow L2 special trims

Waterfall



Barrel 40x120 Grip L2